

Hercules CUBE pre-work inspection

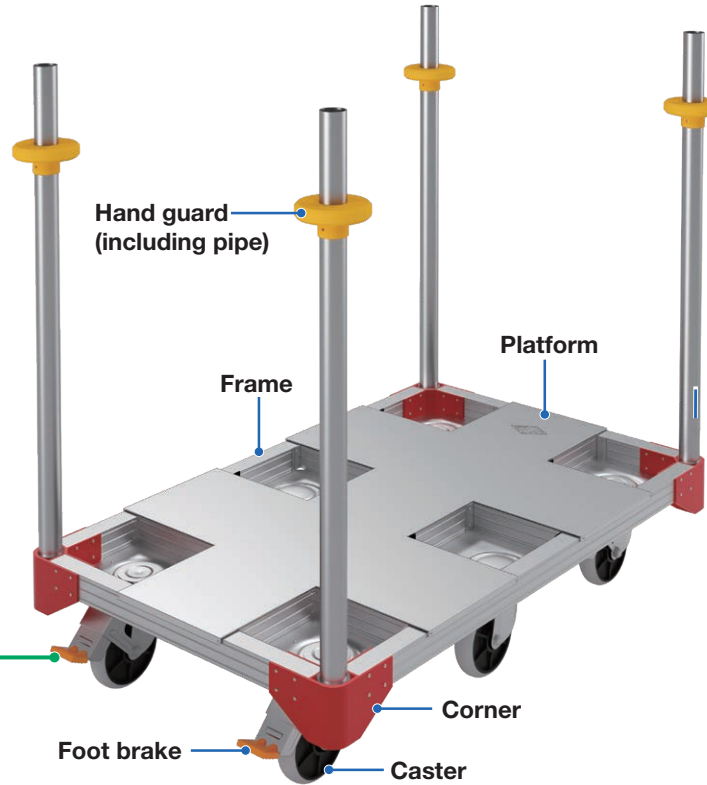

Be sure to perform safety checks before using.
When stopped, always lock all foot brakes.

Check for abnormalities

- Is the **platform** bent or cracked? 1 surface
- Is the **frame** bent or cracked? 18 sides
- Are the **corners** bent or cracked? 4 places
- Do the **casters** turn or rotate abnormally? 6 places
- Do the **foot brakes** operate abnormally? 4 places
- Are the **hand guards** bent or cracked? 4 places

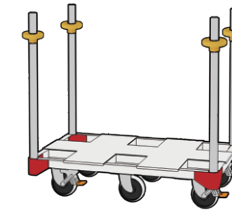
Check locking

Do the **four** foot brakes lock securely?



Check loading

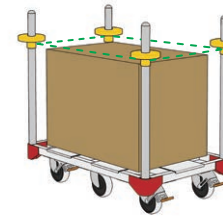
Are the hand guards inserted at the four corners?



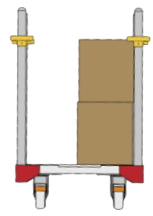
Is the total weight of the load within the permissible load weight?




Is the height of the load lower than the hand guards?



Is the load placed unevenly?



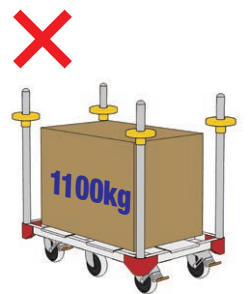
Is the load protruding greatly from the platform?



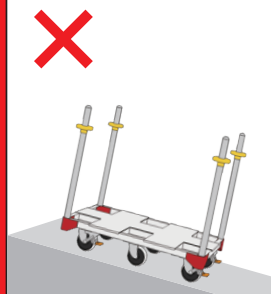
Are measures taken for loads that may easily fall over?



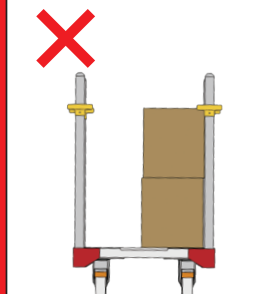
Hercules CUBE Prohibitions



Do not carry loads in excess of the **permissible load weight**.



Do not stop on **sloped surfaces**.



Do not **carry uneven loads**.

Danger

- Be careful of power lines when transporting or carrying.
- Be careful of electric shock.

Caution

Note that paint, adhesive, mortar, foam urethane, etc. on the product will result in billing for total loss.

Permissible load 1,000 kg

- Do not use with total weight of load in excess of the permissible load.

Cautions on use / Cart selection

Be sure to perform safety checks before use.

Cautions on use

- Be especially careful when transporting on sloped or stepped places.
- Load evenly, avoiding unstable situations such as loads on one side or concentrated loads.
- Use wedges, ropes, etc. to firmly secure and stabilize the load.
- Do not stand or ride on the cart.
- Do not touch the load while transporting.
- Do not pull the cart facing away from it when moving.
- Do not use on extremely uneven surfaces or go over surfaces with sharp protrusions.
- Do not use on soft ground.
- Do not use unreasonable force, such as moving with the foot brakes applied.
- Do not handle roughly, such as throwing things onto the cart in a way that will damage it.
- Do not use the cart if it is deformed.
- Do not disassemble or modify the cart.
- Before use, check for deformation or damage to the cart frame and corners and check that the casters move smoothly.
- Make sure there is nobody in front of or behind the cart when using.
- Be careful that your hands and feet do not get trapped between the casters and the cart.
- When stopped, press the brake levers downward and make sure all of the wheels are secured.
- When moving, lift the brake levers upward and make sure the foot brakes of all of the wheels are released.
- Use a cart that fits the shape, size, and weight of the objects to be transported.
- Place hand guards (42 mm diameter) at the four corners of the cart and load within those.
- Load and unload long or heavy objects by two or more people.
- Use hand guards (42 mm diameter) longer than the height of the load and keep the length to 1,000 mm or less. (Keep load to height of 750 mm.)
- Place loose loads in a box, etc. and make sure the box does not collapse.
- Place loads on the platform without applying impact.
- When inserting forklift forks, be sure to apply foot brakes beforehand.

Select a cart appropriate for the size/shape of the load and for the usage and transport safely.

Permissible load: 4 tons

Corrugated plastic side plates that can individually removed

Foldable light box cart

Lockable with doors

Adjustable-interval shelves

Suitable for transporting boards and panels



Hercules CUBE 4t



HC Gemini



Hercules ARGO



HC Cabinet
(Made to order)



HC Shelf



HC SIRIUS
(Made to order)

Worksite name			
Company name		Person in charge	



Manufacturer
GOP Co., Ltd.
Phone
03-5534-1800